

# Q Series

Q 시리즈(플라스틱 래치 경제형 제품)  
Q 系列

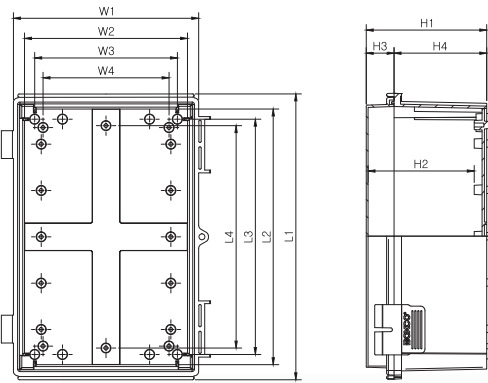
100x100x80 ~ 400x500x200mm

**FEATURE | 특성 | 特征**

- Plastic hinge, Plastic latch
- Q-101008-K has Knock out cover, base
- 플라스틱 힌지, 플라스틱 래치 타입
- Q-101008-K은 커버, 베이스에 녹아웃 있는 제품
- 带有塑料合页与塑料锁扣的产品
- Q-101008-K 箱盖、箱底有敲落孔

**SPECIFICATION | 사양 | 产品规格说明**

- IP Rating / 방수, 방진 보호등급 / 防尘防水等级 | IP66/67
- IK Rating / 충격 테스트 / 冲击测试 | IK08
- Temperature Range / 온도영역 / 温度范围 | ABS : - 40 ~ + 70, PC : - 40 ~ + 110
- Flammability Rating / 난연성 / 阻燃等级 | ABS : 94-HB, PC : 94-V-0, 5VA, HB
- Certification / 인증 / 认证 | TUV, CE, UL (See page 6 / 6 페이지 참조 / 请参照第6页)




**Q SERIES model name | Q 시리즈 모델선정방법 | Q 系列 产品型号命名方法**



- ① Material / 재료 / 材质 - A : ABS
- ② Cover / 커버색상 / 箱盖颜色 - G : Grey / 회색 / 灰色 T : Transparent / 투명 / 透明
- ③ Type / 타입 / 类型 - Plastic Latch / 플라스틱 래치 / 塑料锁扣
- ④ Width / 가로 / 宽度(W)
- ⑤ Length / 세로 / 长度(L) - Hinge, Latch Installed / 힌지, 래치부착면 / 铰链, 锁扣安装面
- ⑥ Height / 높이 / 高度(H) - Cover Included / 커버포함 / 含箱盖




Q-101008-K




| Model<br>모델 / 型号              | Product model / 제품모델 / 产品型号       |                                      |               |              |                                  | Mounting plate / 속판모델 / 底板型号 |                      |         |                 |
|-------------------------------|-----------------------------------|--------------------------------------|---------------|--------------|----------------------------------|------------------------------|----------------------|---------|-----------------|
|                               | Outside dimension<br>외부 치수 / 外部尺寸 |                                      |               |              | Inside dimension<br>내부 치수 / 内部尺寸 |                              | Plastic<br>플라스틱 / 塑料 |         | Steel<br>철 / 金属 |
|                               | Size<br>(W1xL1xH1/mm)             | Size<br>(W1xL1xH1/inch)              | Cover<br>(H3) | Base<br>(H4) | Size<br>(W2xL2xH2/mm)            | G-type                       | C-type               |         |                 |
| <b>NEW</b> BC- □□Q- 101008- K | 100 x 100 x 80 x 25(Knock out)    | 3.94 x 3.94 x 3.15 x 0.98(Knock out) | 20            | 60           | 81 x 81 x 75                     | -                            | -                    | -       |                 |
| BC- □□Q- 101509               | 100 x 150 x 90                    | 3.94 x 5.91 x 3.54                   | 20            | 70           | 76 x 126 x 78                    | 1015 G                       | -                    | 1015 SQ |                 |
| BC- □□Q- 151509               | 150 x 150 x 90                    | 5.91 x 5.91 x 3.54                   | 20            | 70           | 129 x 129 x 78                   | 1515 G                       | -                    | 1515 SQ |                 |
| BC- □□Q- 151512               | 150 x 150 x 120                   | 5.91 x 5.91 x 4.72                   | 20            | 100          | 129 x 129 x 108                  | 1515 G                       | -                    | 1515 SQ |                 |
| BC- □□Q- 162110               | 160 x 210 x 100                   | 6.30 x 8.27 x 3.94                   | 20            | 80           | 136 x 186 x 88                   | 1520 G                       | -                    | 1520 SQ |                 |
| BC- □□Q- 162113               | 160 x 210 x 130                   | 6.30 x 8.27 x 5.12                   | 20            | 110          | 136 x 186 x 118                  | 1520 G                       | -                    | 1520 SQ |                 |
| BC- □□Q- 212113               | 210 x 210 x 130                   | 8.27 x 8.27 x 5.12                   | 20            | 110          | 183 x 183 x 118                  | 2020 G                       | -                    | 2020 SQ |                 |
| BC- □□Q- 203013               | 200 x 300 x 130                   | 7.87 x 11.81 x 5.12                  | 30            | 100          | 175 x 275 x 114                  | 2030 G                       | 2030 C               | 2030 SQ |                 |
| BC- □□Q- 203014               | 200 x 300 x 140                   | 7.87 x 11.81 x 5.51                  | 30            | 110          | 175 x 275 x 104                  | 2030 G                       | 2030 C               | 2030 SQ |                 |
| BC- □□Q- 203015               | 200 x 300 x 150                   | 7.87 x 11.81 x 5.91                  | 30            | 120          | 175 x 275 x 134                  | 2030 G                       | 2030 C               | 2030 SQ |                 |
| BC- □□Q- 203018               | 200 x 300 x 180                   | 7.87 x 11.81 x 7.09                  | 30            | 150          | 175 x 275 x 164                  | 2030 G                       | 2030 C               | 2030 SQ |                 |
| BC- □□Q- 253516               | 250 x 350 x 160                   | 9.84 x 13.78 x 6.30                  | 30            | 130          | 225 x 325 x 144                  | 2535 G                       | 2535 C               | 2535 SQ |                 |
| BC- □□Q- 303016               | 300 x 300 x 160                   | 11.81 x 11.81 x 6.30                 | 30            | 130          | 270 x 270 x 144                  | 3030 G                       | 3030 C               | 3030 SQ |                 |
| BC- □□Q- 304015               | 300 x 400 x 150                   | 11.81 x 15.75 x 5.91                 | 30            | 120          | 275 x 375 x 141                  | 3040 G                       | 3040 C               | 3040 SQ |                 |
| BC- □□Q- 304016               | 300 x 400 x 160                   | 11.81 x 15.75 x 6.30                 | 30            | 130          | 275 x 375 x 144                  | 3040 G                       | 3040 C               | 3040 SQ |                 |
| BC- □□Q- 304018               | 300 x 400 x 180                   | 11.81 x 15.75 x 7.09                 | 30            | 150          | 275 x 375 x 164                  | 3040 G                       | 3040 C               | 3040 SQ |                 |
| BC- □□Q- 354520               | 350 x 450 x 200                   | 13.78 x 17.72 x 7.87                 | 30            | 170          | 317 x 417 x 183                  | 3545 G                       | -                    | 3545 SQ |                 |
| BC- □□Q- 405016               | 400 x 500 x 160                   | 15.75 x 19.69 x 6.30                 | 30            | 130          | 369 x 469 x 143                  | 4050 G                       | -                    | 4050 SQ |                 |
| BC- □□Q- 405020               | 400 x 500 x 200                   | 15.75 x 19.69 x 7.87                 | 30            | 170          | 369 x 469 x 183                  | 4050 G                       | -                    | 4050 SQ |                 |


ACCESSORIES | 액세서리 | 配件




[ Plastic mounting plate(G Plate) ]




[ Plastic mounting plate(C Plate) ]




[ Steel mounting plate(SQ Plate) ]




[ Key ring(K40) ]



[ Lock(SK) ]




[ Plastic lock(PK) ]




[ SUS bracket(B40, B50) ]

B40 : Q-101509~Q-212113(Screw : TTS 4x10)  
B50 : Q-203013~Q-405020(Screw : TTS 5x10)



[ Plastic bracket(PB40, PB50) ]

PB40 : Q-101509~Q-212113(Screw : TTS 4x12)  
PB50 : Q-203013~Q-405020(Screw : TTS 5x12)



[ Vent(V60, V80) ]

DUAL DOOR | 이중도어 | 双层门

※ See page 61 of photo, description / 61 페이지 사진, 설명 참조 / 请查看61页图片和说明

| Dual door applicable model / 이중도어 적용가능한 제품 / 适用产品 |                                   |                         |
|---|-----------------------------------|-------------------------|
| Model<br>이중도어 사용 가능 제품 / 型号                       | Outside dimension<br>외부 치수 / 外部尺寸 |                         |
|   | Size<br>(W1xL1xH1/mm)             | Size<br>(W1xL1xH1/inch) |
| BC- □□Q- 253516                                   | 250 x 350 x 160                   | 9.84 x 13.78 x 6.30     |
| BC- □□Q- 304015                                   | 300 x 400 x 150                   | 11.81 x 15.75 x 5.91    |
| BC- □□Q- 304016                                   | 300 x 400 x 160                   | 11.81 x 15.75 x 6.30    |
| BC- □□Q- 304018                                   | 300 x 400 x 180                   | 11.81 x 15.75 x 7.09    |
| <b>NEW</b> BC- □□Q- 354520                        | 350 x 450 x 200                   | 13.78 x 17.72 x 7.87    |
| <b>NEW</b> BC- □□Q- 405016                        | 400 x 500 x 160                   | 15.75 x 19.69 x 6.30    |
| <b>NEW</b> BC- □□Q- 405020                        | 400 x 500 x 200                   | 15.75 x 19.69 x 7.87    |

| Product model / 제품모델 / 产品型号 |   |                                  |
|-----------------------------|---|----------------------------------|
| Dual door<br>이중도어 / 双层门系列   | Dual door aluminium plate<br>알루미늄 중판 / 铝板中门 | Dual door set<br>이중도어 세트 / 层门用配件 |
| BC- RF253516                | BC- RFA2535                                 | BC- RFA253516                    |
| BC- RF304015                | BC- RFA3040                                 | BC- RFA304015                    |
| BC- RF304016                | BC- RFA3040                                 | BC- RFA304016                    |
| BC- RF304018                | BC- RFA3040                                 | BC- RFA304018                    |
| BC- RF354520                | BC- RFA3545                                 | BC- RFA354520                    |
| BC- RF405016                | BC- RFA4050                                 | BC- RFA405016                    |
| BC- RF405020                | BC- RFA4050                                 | BC- RFA405020                    |